



2024-2025

Texas Education Data Standards (TEDS)

Enrollment Domain

Data Submission Requirements

Table of Contents

- Enrollment Domain 3
- StudentSchoolAssociation Entity 4
 - Entity Description..... 4
 - General Reporting Requirements 4
 - Special Reporting Requirements..... 5
 - Data Element Reporting Requirements 5
- StudentEducationOrganizationResponsibilityAssociation Entity 12
 - Entity Description..... 12
 - General Reporting Requirements 12
 - Special Reporting Requirements..... 13
 - Data Element Reporting Requirements 13




Enrollment Domain

The Enrollment Domain model supports cases in which a student is limited to enrollment in only one school at a time.

This Enrollment Domain contains the following entities:

- **StudentSchoolAssociation** represents the School in which a student is enrolled. Non-enrollment relationships between student and an education organization may be described using the StudentEducationOrganizationAssociation.
- **StudentEducationOrganizationResponsibilityAssociation** indicates any relationship between a student and an education organization other than how the state views enrollment.

StudentSchoolAssociation Entity

Entity	Entity Ref	Data Element	Collection/Submission	Length	Data Type	Descriptor Table	Element ID
StudentSchoolAssociation							
		Student	PF, PS, PE, CRW, CF				
		School	PF, PS, PE, CRW, CF				
		Calendar	PF, PS, PE, CF				
		EntryDate	PF, PS, PE, CRW	10	Date		E3023
		EntryGradeLevel	PF, PS, PE, CRW, CF, RF, KG, PK		Descriptor	C050	E1517
		EntryType	NP		Descriptor	C334	E3024
		ADAEligibility	PF, PS		Descriptor	C059	E0787
		ExitWithdrawDate	PF, PS	10	Date		E3028
		ExitWithdrawType	PF, PS		Descriptor	C162	E1001
		StudentAttribution	PF, PS, PE		Descriptor	C161	E1000
		EnrollmentTrackingVerification	NP		Descriptor	C351	E3080
		CampusIdOfResidence	PF, PS, PE	9	Number		E0903
		CampusIdOfAccountability	PF, PS	9	Number		E1027

Legend:

- | | | |
|---|-------------------------------------|------------------------|
| ALL – Data element is used by all core collections | CRW – Class Roster Winter | CF – Child Find |
| PF – PEIMS Fall | KG – ECDS KG | RF – RF-Tracker |
| PM – PEIMS Mid-year | PK – ECDS PK | SE – SELA |
| PS – PEIMS Summer | CS – Charter School Waitlist | 14 – SPPI-14 |
| PE – PEIMS Extended Year | | |
| NP – Data element is not promoted to TSDS | | |

Entity Description

The StudentSchoolAssociation Entity represents the School in which a student is enrolled. Non-enrollment relationships between student and an education organization may be described using the StudentEducationOrganizationAssociation.

General Reporting Requirements

StudentSchoolAssociation conveys the enrollment relationship between a student and a campus where they are or were enrolled.

Special Reporting Requirements

Students enrolled in either the Texas School for the Deaf (TSD) or the Texas School for the Blind and Visually Impaired (TSBVI) on the PEIMS Fall snapshot date (last Friday in October) will be reported by the TSD or the TSBVI as applicable. The home local education agency will not report enrollment records on students who are enrolled in either of these schools on the PEIMS Fall snapshot date.

Students enrolled at TSD, TSBVI, and TJJD are not eligible for average daily attendance funding and must be reported with an *ADAEligibility* 0 (Enrolled, Not in Membership), 4 (Ineligible-Full Day), 5 (Ineligible-Half Day) or 8 (Ineligible-Flexible Attendance Program Participation).

Data Element Reporting Requirements

Student Reference

The Student Reference represents the identifier assigned to the student.

School Reference

The School Reference represents the identifier assigned to the school.

Calendar Reference

The Calendar Reference represents the identifier assigned to the calendar.

EntryDate (E3023) is the first instructional day in the current school year a student is in attendance in a school at the official attendance time.

EntryDate will be used to populate the *Enroll/Withdraw Date* in the Enrollment Tracking system. During the 2024-2025 school year, the *EntryDate* data element will be used in the Enrollment Tracking Application pilot program.

After the initial enrollment in the current school year, *EntryDate* would be the first instructional day of a change in status for the student or the first day the student is physically present during the official attendance time after having been withdrawn from the same campus.

EntryGradeLevel (E1517) indicates the grade level or primary instructional level at which a student enters and receives services in a school or an educational institution during a given academic session.

EntryGradeLevel should be the grade level of a student for the *EntryDate* reported. If the grade level changes for a student, an *ExitWithdrawDate* with an *ExitWithdrawType* SC (*Status Change*) will be reported and a new *StudentSchoolAssociation* with a new *EntryDate* will be reported.

EntryGradeLevel will be used to populate the *GradeLevel* in the Enrollment Tracking system. During the 2024-2025 school year, the *EntryGradeLevel* data element will be used in the Enrollment Tracking Application pilot program.

EntryType (E3024) is the process by which a student enters a school during a given academic session.

EntryType will be used to populate the *Enroll/Withdraw Type* in the Enrollment Tracking system. During the 2024-2025 school year, the *EntryType* data element will be used in the Enrollment Tracking Application pilot program.

ADAEligibility (E0787) indicates the eligibility status of the student as reflected in the attendance accounting records of the local education agency.

A student who is not in membership (served at least two hours per day) should be reported as 0 (*Enrolled, Not In Membership*). Migrant students under age five participating only in an off-campus migrant funded early childhood program should be reported as 0 (*Enrolled, Not In Membership*).

ExitWithdrawDate (E3028) is the first day after the last instructional day a student is in attendance in the current school year at the official attendance time.

ExitWithdrawDate will be used to populate the *Enroll/Withdraw Date* in the Enrollment Tracking system. During the 2024-2025 school year, the *ExitWithdrawDate* data element will be used in the Enrollment Tracking Application pilot program.

ExitWithdrawType (E1001) identifies the reason a student (1) exited from the local education agency (LEA), or (2) did not exit the LEA but had a *CalendarCode*, *ADAEligibility*, *StudentAttribution*, or *EntryGradeLevel* change during one school year.

ExitWithdrawType will be used to populate the *Enroll/Withdraw Type* in the Enrollment Tracking system. During the 2024-2025 school year, the *ExitWithdrawType* data element will be used in the Enrollment Tracking Application pilot program.

StudentAttribution (E1000) is a characteristic of a student relating to their individual enrollment circumstances. It indicates whether the student:

- Attends an open enrollment charter school,
- Is served in a juvenile justice alternative education program (JJAEP),
- Attends school in the district through a Public Education Grant (PEG),
- Attends school by means of a transfer between LEAs,
- Attends school in the district, lives outside the boundaries of the state of Texas, and therefore is not an inter district transfer,
- Is served by the Texas School for the Deaf as a parent referral,

- Is a student with a disability enrolled by their parent(s) in a private school (including a home school) but who receives special education and/or related services from the public school district under an individualized services plan (ISP),
- Lives in Texas but outside district boundaries and is served in a juvenile pre-adjudication secure detention facility or a juvenile post-adjudication secure correctional facility,
- Lives in Texas but outside district boundaries and is served in a residential treatment center,
- Is enrolled in South Texas ISD (031-916),
- Is a child of a charter school employee (LEA or Campus), or
- Student-initiated transfer due to remote learning.

All open-enrollment charter schools must report a *StudentAttribution* other than 00 (*No Attribution*) for each student that is enrolled. This rule applies to each PEIMS submission that reports students. Open-enrollment charter schools may use any applicable *StudentAttribution* depending on the individual enrollment circumstances of each student, except for *StudentAttribution* 03 (*Public Education Grant (PEG) Program*). Charter school campuses are not included on the PEG list (even if their performance meets the eligibility criteria) because charters are schools of choice and students at a charter school are eligible to “transfer” back to their home school district whenever they desire.

StudentAttribution for LEAs, excluding open-enrollment charter schools, may be any valid attribution descriptor depending on the individual enrollment circumstances of each student.

StudentAttribution 10 (*Parent Referral To The Texas School For The Deaf (TSD)*) is only reported for students served by the TSD. Students enrolled in the TSD must be reported with a *CampusIdOfResidence*.

StudentAttribution 12 (*Private School*) is only reported for special education students who are enrolled in a non-public school (private school or home school) and are served with special education services under an Individualized Service Plan (ISP). For PEIMS Fall Submission (1), these students must be reported with an *ADAEligibility* 0 (*Enrolled, Not In Membership*). Additionally, these students must also be enrolled on the PEIMS Fall snapshot date (last Friday in October) to be reported with *StudentAttribution* 12 (*Private School*). Otherwise, if these students are secondary students (grades 7-12) and were enrolled in the prior year and/or the current year, then they will likely be reported with *StudentAttribution* 00 (*No Attribution*).

The following *StudentAttribution* descriptors are only reported by LEAs that serve students in Texas Juvenile Justice Department (Formerly Texas Youth Commission) schools or Residential Treatment facilities:

Descriptor	Facility	Court-Ordered?	Regularly Assigned to LEA? *
------------	----------	----------------	------------------------------

		Yes	No	Yes	No
21	Residential treatment facility	X			X
22	Residential treatment facility	X		X	
23	Residential treatment facility		X		X
24	Residential treatment facility		X	X	
25	Texas Juvenile Justice Department (TJJD)	X			X
26	Texas Juvenile Justice Department (TJJD)	X		X	
27	Texas Juvenile Justice Department (TJJD)		X		X
28	Texas Juvenile Justice Department (TJJD)		X	X	

*Regularly assigned to LEA means that the student was a resident of the LEA immediately prior to being placed in one of these special facilities.

StudentAttribution 29 (South Texas ISD) is only reported for students enrolled in that LEA. Students enrolled at South Texas ISD must be reported with a *CampusIdOfResidence*.

StudentAttribution 30 (Child of Charter School or Charter LEA Employee) is only for a student enrolled in an open enrollment charter school who is the child of a charter school employee (the employee may be employed at the Charter’s LEA or at one of their campuses). This student may attend the charter school regardless of whether the child resides in the geographic area served by the school and should be reported along with the appropriate *ADAEligibility* of 3 (*Eligible Transfer Student-Full Day*) or 6 (*Eligible Transfer Student-Half Day*).

EnrollmentTrackingVerification (E3080) indicates the status of the enrollment event.

During the 2024-2025 school year, the *EnrollmentTrackingVerification* data element will be used in the Enrollment Tracking Application pilot program.

CampusIdOfResidence (E0903) indicates the unique campus identification number corresponding to the campus attendance area in which the student currently resides.

The *CampusIdOfResidence* is promoted in the PEIMS Fall, Summer, and Extended Year Submissions.

The *CampusIdOfResidence* is required for all charter school and school district students who are not regular residents of that school district. This includes:

- legally transferred students,
- Public Education Grant (PEG) students,
- students enrolled in open enrollment charter schools,
- students served in a Juvenile Justice Alternative Education Program (JJAEP),
- students served by the Texas School for the Deaf (TSD),
- students served by the Texas School for the Blind and Visually Impaired (TSBVI),
- students enrolled in South Texas ISD,
- students who live outside the boundaries of the state of Texas, and
- students that do not regularly reside in the district but are court ordered to a Texas Juvenile Justice Department (TJJD) facility or a residential treatment center facility.

See *StudentAttribution* for additional details.

The county-LEA-campus number of the campus in which the student resides is to be reported for each student who resides outside the LEA, regardless of where his or her parent or guardian resides. A student whose current address is outside the boundary of the state of Texas must be reported with a *StudentAttribution* of 07 (*Lives Out of State*) and a *CampusIdOfResidence* of 255000000.

An LEA receiving students from another LEA that does not offer all grade levels (for example, high school students from a LEA that only offers K-8) should show those students as transfer students, with their *CampusIdOfResidence* reflecting the last campus they attended at the previous LEA. In this case, transfers are performed de facto by the two LEAs' boards, and an Application for Transfer does not have to be completed or approved.

All criteria for approving or disapproving transfers are set by the receiving LEA, unless a LEA's transfers in total would affect the ethnic makeup of either LEA by more than 1%, which would trigger the Federal Desegregation Court Order for Texas. Students who move from one campus to another (or from one attendance zone to another) within a LEA are not transfer students.

CampusIdOfAccountability (E1027) indicates the unique campus identification number to which a student's attendance and leaver accountability data are attributed for campus accountability purposes.

This field is required in the PEIMS Submissions 1 and 3 in certain circumstances for students who were enrolled at a DAEP or a JJAEP.

Any time a LEA is required to report a *CampusIdOfAccountability*, it must be an active instructional campus within the reporting LEA and cannot be a DAEP or a JJAEP.

If an LEA allows a student from another LEA to enroll, the reporting LEA accepts the accountability responsibility for the student, and it cannot be attributed back to the student’s home LEA through the *CampusIdOfAccountability* field.

For PEIMS Fall Submission (1):

This field is used to determine assessment data attribution for campus accountability for a student enrolled at a DAEP or JJAEP campus on the PEIMS Fall snapshot date (last Friday in October).

**Fall Submission (1) *CampusIdOfAccountability* Determination
 (Applicable to Assessment Data ONLY)**

When a student is enrolled at a DAEP or JJAEP on the PEIMS Fall snapshot date (last Friday in October), then *CampusIdOfAccountability* must be reported by the LEA.

If a student is enrolled on the PEIMS Fall snapshot date (last Friday in October) at a campus that is not a DAEP or JJAEP, then the LEA is not required to report a *CampusIdOfAccountability* because it will be determined at TEA by the enrollment data.

The following table shows how TEA performs accountability attribution for assessment data for a student enrolled at a DAEP or JJAEP campus on the PEIMS Fall snapshot date (last Friday in October). The Xs indicate enrollment at the campus.

PEIMS Fall Snapshot <i>Campus</i>			<i>CampusIdOfAccountability</i> determined by:
Campus that is not a DAEP or JJAEP	DAEP	JJAEP	
X			Enrollment*
	X		E1027**
		X	E1027**

* *CampusIdOfAccountability* must be blank.

** *CampusIdOfAccountability* must not be blank.

For PEIMS Summer Submission (3):

This field is used to determine attendance and leaver data attribution for campus accountability. It is reported in Submission 3 only if a student was in attendance only at a DAEP or a JJAEP for all of their attendance.

**Summer Submission (3) *CampusIdOfAccountability* Determination
 (Applicable to Attendance and Leaver Data ONLY)**

If a student has attendance only at a DAEP or a JJAEP, then a *CampusIdOfAccountability* must be reported by the LEA.

If a student has attendance at any campus that is not a DAEP or a JJAEP, then the LEA is not required to report *CampusIdOfAccountability* because it will be determined at TEA by the attendance data. In most cases, the *CampusIdOfAccountability* is assigned by determining the campus with the highest *ReportingPeriod*.



The following table shows how TEA performs accountability attribution using student attendance data during a given school year and for leavers from the same school year, as reported in the fall, for students who attend only DAEP or JJAEP campuses. The X represent attendance at these campuses.

Campus that is not a DAEP or JJAEP	DAEP campus	JJAEP campus	<i>CampusIdOfAccountability</i> determined by:
X			attendance*
X	X		attendance*
X		X	attendance*
X	X	X	attendance*
	X	X	E1027**
	X		E1027**
		X	E1027**

* *CampusIdOfAccountability* must be blank.

** *CampusIdOfAccountability* must not be blank.

StudentEducationOrganizationResponsibilityAssociation Entity

Entity	Entity Ref	Data Element	Collection/Submission	Length	Data Type	Descriptor Table	Element ID
StudentEducationOrganizationResponsibilityAssociation							
		Student	PF, PS, PE, CF				
		EducationOrganization	PF, PS, PE, CF				
		BeginDate	PF, PS, CF	10	Date		E3010
		EndDate	PF, PS, CF	10	Date		E3020
		Responsibility	PF, PS, CF		Descriptor	C339	E3051

Legend:

- | | | |
|---|-------------------------------------|------------------------|
| ALL – Data element is used by all core collections | CRW – Class Roster Winter | CF – Child Find |
| PF – PEIMS Fall | KG – ECDS KG | RF – RF-Tracker |
| PM – PEIMS Mid-year | PK – ECDS PK | SE –SELA |
| PS – PEIMS Summer | CS – Charter School Waitlist | 14 – SPPI-14 |
| PE – PEIMS Extended Year | | |
| NP – Data element is not promoted to TSDS | | |

Entity Description

The StudentEducationOrganizationResponsibilityAssociation Entity indicates any relationship between a student and an education organization other than how the state views enrollment.

General Reporting Requirements

PEIMS Summer Submission (3):

The PEIMS Summer Submission (3) uses the StudentEducationOrganizationResponsibilityAssociation data to capture the *School* for each non-enrolled student participating in a University Interscholastic League (UIL) activity.

Child Find Collection:

The Child Find Collection uses the StudentEducationOrganizationResponsibilityAssociation data to capture the *School* for each non-enrolled student reported in the collection.

Special Reporting Requirements

Currently, there are no special reporting requirements.

Data Element Reporting Requirements

Student Reference

The Student Reference represents the identifier assigned to the student.

EducationOrganization Reference

The EducationOrganization Reference represents the identifier assigned to the campus.

BeginDate (E3010) is the first instructional day a student is assigned to the *Responsibility* descriptor.

EndDate (E3020) is the first day after the last instructional day a student is no longer assigned to the *Responsibility* descriptor.

Responsibility (E3051) descriptor indicates the education organization's responsibility for a student.

03 Evaluation indicates the unique campus identification number corresponding to the campus where the student was initially evaluated for special education services. *Evaluation* is only reported for the Child Find Collection.

04 Non-Enrolled UIL Activity Participant indicates the unique campus identification number corresponding to the campus where the non-enrolled student participated in a University Interscholastic League Activity.